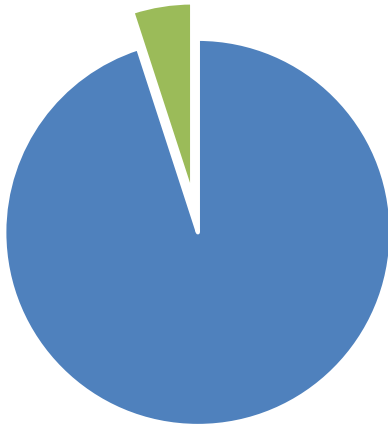
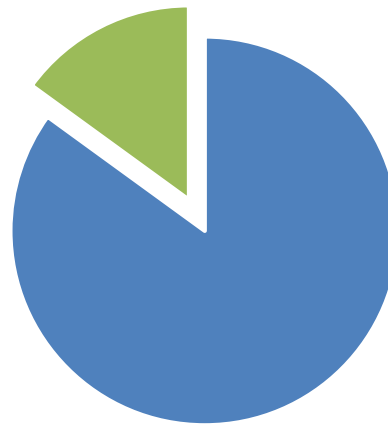


# LGBTQ Youth and the Juvenile Justice System

LGBTQ youth are **4-10%** of the national youth population, yet LGBTQ youth represent **15%** of the juvenile justice population.



National LGBTQ Youth Population



LGBTQ Juvenile Justice Population

## LGBTQ Youth Are:

- ❖ **2x** more likely to have experienced family conflict, child abuse, and homelessness as other youth.
- ❖ **More likely** to be arrested for status offenses such as running away, sleeping outside, violating curfew laws, and truancy infractions than criminal activity.
- ❖ **3x** more likely to experience harsh disciplinary action by school administrators than their non-LGBT peers.
- ❖ **At higher risk** of physical, sexual, and emotional abuse by staff and other youth while detained. **80%** of detained LGBTQ youth state they fear for their safety.

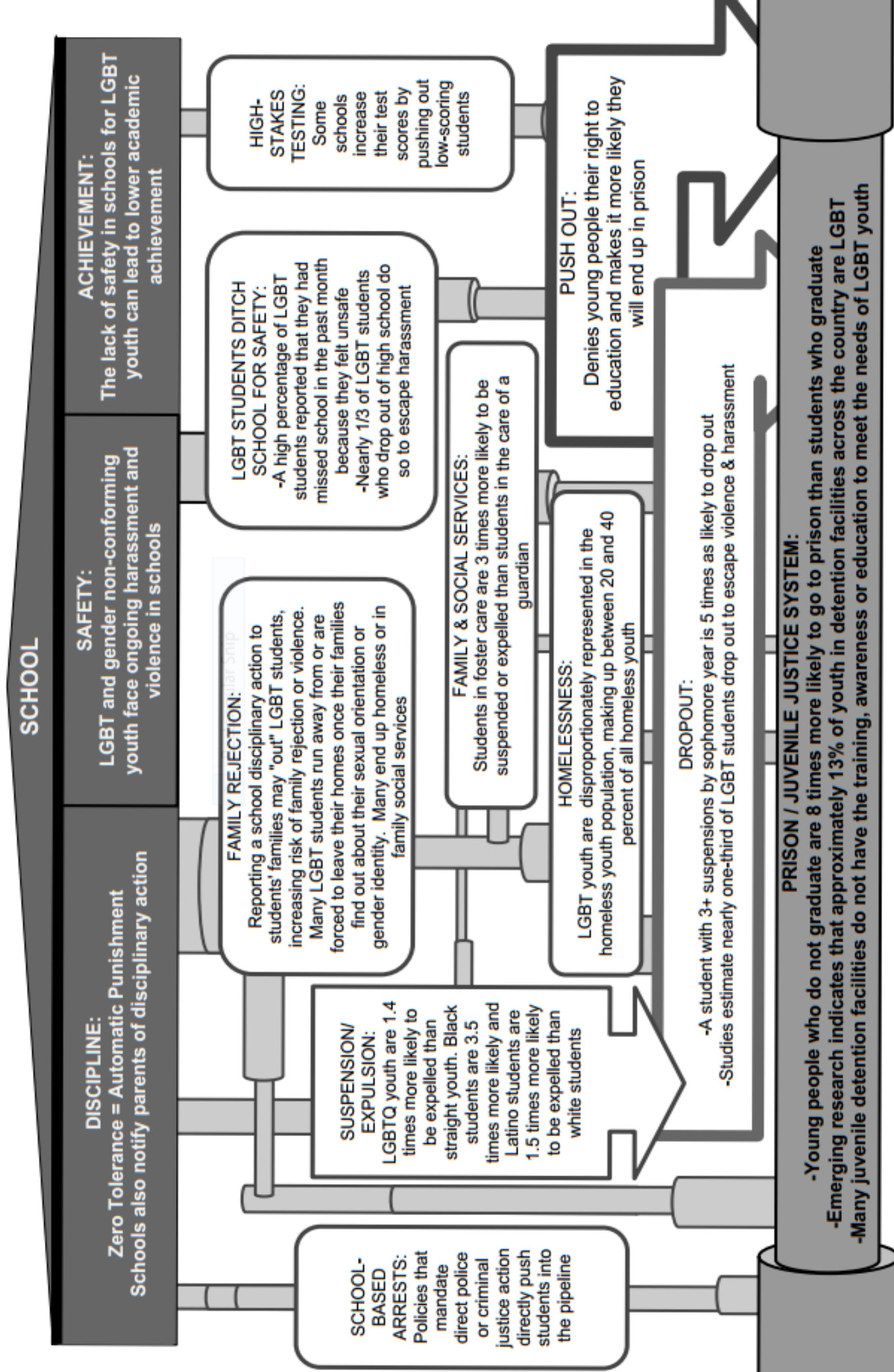
GLSEN. (2013). School Climate in New Jersey (State Snapshot). New York: GLSEN.  
The Center for American Progress (2014). The Unfair Criminalization of Gay and Transgender Youth.  
Washington D.C.: Center for American Progress.

---

**The Bryson Institute The Attic Youth Center**

www.brysoninstitute.org • brysoninstitute@atticyouthcenter.org  
255 South 16th Street • Philadelphia, PA 19102 • (215) 545-4331 x 104

# THE SCHOOL TO PRISON PIPELINE: and the pathways for LGBT youth



**SOURCES:**

Hidden Injustice: Lesbian, Gay, Bisexual, and Transgender Youth in Juvenile Courts, by: Majd Katayoon, Jody Marksamer, and Carolyn Reyes; Legal Services for Children, National Juvenile Defender Center, and National Center for Lesbian Rights, 2009.  
 Test, Punish, and Push Out: How Zero Tolerance and High Stakes Testing Funnel Youth into the School to Prison Pipeline, Advancement Project, 2010.  
 Created for Gay-Straight Alliance Network, 2011